























Idle mode	
Switch the handset off or on	Long press 
Initiate a call	Enter number 
Answer a call	 (loudspeaker off)
	 (loudspeaker on)
Reject a call	
Calls lists	
Main menu	
Contacts (default shortcut)	
Calendar (default shortcut)	
Alarms (default shortcut)	

Profile menu (default shortcut)	
Emergency call (if configured)	Long press 
Speed dial (if configured)	Long press 1 to 9
Turn on or off the Silent profile	Long press 
Lock or unlock the dialpad	 
Call mode	
Release the call	
Transfer the call	 Dial number 
Increase the volume	
Decrease the volume	
Turn on or off the loudspeaker	
Mute or unmute	

IQ8050s Handset Information

For more information contact your local Interquartz distributor or go to www.interquartz.com.au.

Safety information

Do not rely on a cordless handset in emergencies.

Never use your handset in:

- the vicinity of electrical detonators
- shielded rooms
- areas where radio transmission is forbidden
- aircraft

Do not place your handset near:

- water, moisture, or damp areas
- heat sources, direct sunlight, or unventilated areas
- devices that generate strong magnetic fields
- areas with excessive dust, shock, or temperature

IQ8050s IP54 DECT Handset

Quick Reference Card

